

# TR Equipment

*Hygiene Equipment  
Designed for People*

Product catalogue



**CE**


Registered at Medical Products  
Agency, Sweden,  
as a MD Class 1 product,  
MDD 93/42EEC.

TR reserves the right to make  
design changes and/or  
improvements without notice.



**TR EQUIPMENT**

2017-1



## Shower trolleys



**TR Equipment offers the markets widest Shower trolley program with several options regarding sizes and Working Load Limits (WLL), both battery and hydraulic operated.**

### TR 2000

Hydraulic operated

Standard - Pediatric - Long

**Length:** 1600/1900/2100 mm - 63"/75"/83"  
**Width:** 705 mm / 27 3/4"  
**Working Load Limit:** 150 kg / 330 lbs



The TR Shower Trolley is unique with its side mounted column, allowing the trolley stretcher to overlap the bed further for a safe and easy patient transfer. The trolley assists and functions already at the bed side allowing the attendant hands free access to the trolley controls featuring foot operated height adjustments, castor brakes and straight steering.

The unique offset base design combined with the fully hinged side rails allow the attendant to position the shower trolley overlapping the bed for safe patient handling. Once the trolley is locked into position and the side rail is folded down out of the way, the attendant can easily transfer the patient to the trolley mattress in a safe and gentle manner.

The trolley side rails can then be simply locked back into the upright position and the patient transferred away from the bed.

The trolley stretcher can be tilted in both directions for "Trendelenburg" position and has drains at both ends allowing the person to be positioned in either directions. There is no head or foot end specified.

The TR 2000/3000 can be delivered in three different lengths and the mattress and pillow are available in three different colours: Grey (Standard), Blue and Yellow (Optional).



### TR 3000

Battery operated

Standard - Pediatric - Long

**Length:** 1600/1900/2100 mm - 63"/75"/83"  
**Width:** 705 mm / 27 3/4"  
**Working Load Limit:** 150 kg / 330 lbs


#### Head office

TR Equipment AB, Sweden  
Phone: +46 140 38 50 60  
info@trequipment.se  
[www.trequipment.com](http://www.trequipment.com)

#### Group Subsidiaries

TR Group Inc, US, Phone: +1 (800) 752 6900  
TR Equipment Ltd, UK, Phone: +44 (0) 844 335 8386  
TRanspoRehaMed GmbH, Germany, Phone: +49 (0) 212 645850-0





## Bariatric shower trolleys

### TR 4000 Atlas

Battery operated

Bariatric

**Length:** 2210 mm / 87"  
**Width:** 915 mm / 36"  
**Working Load Limit:** 450 kg / 1000 lbs

The Atlas and Atlas Junior Multi Tasking Shower Trolleys are designed with all the power and space requirements demanded when providing safe handling of bariatric patients. The flexible design allows these trolleys to be used for shower, transport as well as changing or treatment options regardless of your patient's size or weight considerations.

The person can be transferred from bed to shower and back again in a safe and secure manner. Rechargeable battery powered dual actuators raise and lower the stretcher easily and quietly, with an easy to use hand control.

### TR 4200 Atlas Junior

Battery operated

Bariatric

**Length:** 2150 mm / 85"  
**Width:** 740 mm / 29"  
**Working Load Limit:** 270 kg / 600 lbs



The hand control operates the power tilt in both directions for improved drainage and tilts to a "Trendelenburg" position when desired. An audible tone sounds when the stretcher is level.

The side rails are fully hinged to swing completely down for safe and efficient patient transfer. For secure transportation on the trolley, the side rails raise easily to lock into the upright position. The Atlas and Atlas Junior have convenient foot controls for central locking and straight steering. Both trolleys can be positioned flat for patient transfer and tilt for transfer or showering with improved drainage. The head and foot rails on TR 4000 Atlas can be lowered to the horizontal position to accommodate extra tall patients.



### TR 2810 - Shower panel

TR 2810 Shower panel has a thermoscopic mixing valve for the shower and on/off valves for the shower and the cleaning handles. The cleaning system runs on cold water to minimize inhalation when cleaning equipment. Partly built-in visible bottle with lid for cleaning detergent.

The TR Shower Trolleys make the showering and transferring easier for attendants. When integrated with the TR 2810 Shower Panel, TR presents a complete shower system.




#### Head office

TR Equipment AB, Sweden  
Phone: +46 140 38 50 60  
info@trequipment.se  
[www.trequipment.com](http://www.trequipment.com)

#### Group Subsidiaries

TR Group Inc, US, Phone: +1 (800) 752 6900  
TR Equipment Ltd, UK, Phone: +44 (0) 844 335 8386  
TRanspoRehaMed GmbH, Germany, Phone: +49 (0) 212 645850-0





## Shower Chair

**TR 1000 Shower Chair** - Showering at its best

Battery operated

**Working Load Limit:** 200 kg / 440 lbs  
**Lifting stroke:** 400 mm / 16"  
**Tilting backwards:** 25 degrees  
**Tilting forward:** 7 degrees



The TR 1000 height adjustable shower chair is a great solution to minimize static load and offers a safe and ergonomic working environment for caregivers. The full power feature of the TR 1000 allows the caregiver to use the hand control to adjust the height and tilting of the chair so that they can best position the resident to care for their individual needs.

This provides a safe patient handling environment for both the resident and the caregiver. The chair can be tilted and adjusted to shower the residents hair, and then adjusted to shower the feet.

The TR1000 offers a dignified work situation for the caregiver while a resident is comfortably positioned in the efficient and easily accessible height adjustable shower chair.

The resident will experience a relaxing and dignified showering experience while seated in the TR 1000 and reclined to a suitable position for comfort and care. Being able to interact with the caregiver during the complete process increases the sense of a dignified experience and increased mobility.

The TR 1000 is designed to offer a safe experience for the resident thanks to stability, easy access during transfer and showering, in addition to smooth height adjustments and reclining. The armrests are shaped for the resident to feel secure when sitting in the chair and the headrest offers support when reclining.

Besides showering the TR 1000 can also be used for other tasks such as transportation, toileting and pedicure.



Foldable arm rests (option)


### Head office

TR Equipment AB, Sweden  
Phone: +46 140 38 50 60  
info@trequipment.se  
[www.trequipment.com](http://www.trequipment.com)

### Group Subsidiaries

TR Group Inc, US, Phone: +1 (800) 752 6900  
TR Equipment Ltd, UK, Phone: +44 (0) 844 335 8386  
TRanspoRehaMed GmbH, Germany, Phone: +49 (0) 212 645850-0





## Bathing systems



### TR 900 - Height Adjustable Full Featured Bath

The TR 900 is a height adjustable bathtub that complies with facilities that have a "No Lift Policy". Attendants can be more productive while being able to bathe patients in a safe handling environment. The TR 900 will improve care quality.

The functional design of the TR 900's integrated bathtub and panel makes it simple and convenient to operate. The key hole shape of the tub provides extra width at the head end resulting in more space for arms and shoulders. The smooth and soft lines of the TR 900 allow for easy maintenance and clean-up. Available as height adjustable with whirlpool, cleaning system, and Autofill, the TR 900 is a full feature recumbent bath.



The **TR 900 Autofill** bath models are even more simple and efficient for staff to use. No waiting or observation time when prefilling the bathtub.



### TR 1700 - Space Saving Height Adjustable Bath

The TR 1700 was specifically designed to optimize your small space without sacrificing function and efficiency. Ideal for hospitals, nursing homes and private homes who have limited space and require a fully functioning bathtub.

### TR Comfortline - The height adjustable WELLNESS Bath

Functional - Practical - Easy to use

The Comfortline provides superior bathing experience. The pleasingly simple design provides a more traditional visual approach to bathing. Available options to offer the user a soothing bathing experience are adjustable air spa, LED colour light system and music sound wave system.




#### Head office

TR Equipment AB, Sweden  
Phone: +46 140 38 50 60  
info@trequipment.se  
[www.trequipment.com](http://www.trequipment.com)

#### Group Subsidiaries

TR Group Inc, US, Phone: +1 (800) 752 6900  
TR Equipment Ltd, UK, Phone: +44 (0) 844 335 8386  
TRanspoRehaMed GmbH, Germany, Phone: +49 (0) 212 645850-0





## Mobile bath Lift System



### TR 9650

Mobile resident Bath Lifts with battery operated height adjustment available in different models to meet all care needs.

Combi, Chair and Stretcher models all suitable for transfer, transport and bathing for many type of residents in many different environments.

Together with the TR Bathtubs the TR 9650 completes a system that offers a safe, labour efficient and person orientated bathing cycle with increased care quality.

The Combi Lift with Chair converts easily to a Stretcher Lift when attaching the Stretcher side parts to the chair. No tools required. Stretcher side parts include a head pillow.



Chairlift - 0542000



Stretcher lift - 0542010



Combi lift - 0542020

**Knowing that each person is different - we design for maximum flexibility!**

#### Head office


TR Equipment AB, Sweden  
Phone: +46 140 38 50 60  
info@trequipment.se  
[www.trequipment.com](http://www.trequipment.com)

#### Group Subsidiaries

TR Group Inc, US, Phone: +1 (800) 752 6900  
TR Equipment Ltd, UK, Phone: +44 (0) 844 335 8386  
TRanspoRehaMed GmbH, Germany, Phone: +49 (0) 212 645850-0







## TR Classis - Tilt table



The TR Classic is designed to make testing, rehabilitation, positioning and transferring patients easy and safe. TR Classic is a logical choice for patients who have paralysis, are bedridden or wheelchair bound who would benefit from passive standing to improve circulation or to reduce lower extremity edema.

The TR Classic can be used in all environments to assist the caregiver with transfer and treatment needs.

The TR Classic comes with three slings and a wire basket.



**All products are manufactured in Sweden**

Distributor:

#### **Head office**

TR Equipment AB, Sweden  
Phone: +46 140 38 50 60  
info@trequipment.se  
[www.trequipment.com](http://www.trequipment.com)

#### **Group Subsidiaries**

TR Group Inc, US, Phone: +1 (800) 752 6900  
TR Equipment Ltd, UK, Phone: +44 (0) 844 335 8386  
TRanspoRehaMed GmbH, Germany, Phone: +49 (0) 212 645850-0

