

TR 1700 Bathtub

Hygiene Equipment
Designed for People

TR 1700 The space saving bathtub

TR 1700 was specifically designed to optimize smaller spaces without sacrificing function and efficiency.

Ideal for hospitals, nursing homes and private homes who have limited space and require a fully functioning bathtub.

CE



Registered at Medical Products Agency, Sweden, as a MD Class 1 product, MDD 93/42EEC.

TR reserves the right to make design changes and/or improvements without notice.




The bath raises and lowers to find the ideal working height for the attendant, reducing heavy lifting and bending, fatigue and risk of back injury.

Clearance below the tub allows the use of many different types of hoists and easy floor cleaning.



TR EQUIPMENT



TR 1700 Bathtub

Hygiene Equipment
Designed for People

Features

- The TR 1700 raises quietly and quickly. The hand control for raising and lowering can be operated from either side of the bathtub.
- A pop-up drainage closes and opens by turning the overflow valve. No hands need to be in the water.
- The factory mounted thermostat regulates both the bathtub filling and the shower water temperature.
- The shower handle has a soft rubber outlet nozzle which is easy to clean and gives comfortable soft water dispersion.
- The bathtub is made of glassfibre gelcoat and the frame and skirts are made of powder coated steel.
- The drainage can be attached to the floor or the wall.
- Adjustable feet increase safety and comfort when there are uneven floor surfaces.
- Different color options available on side panels and feet to suit individual design.



TR 1700 has adjustable feet that increase safety and comfort when there are uneven floor surfaces.



TR 1700 is delivered with a thermostat that controls both the bathtub filling and the shower.



The height adjustment of the TR 1700 is controlled by a hand control that can be operated from either side of the bathtub.



For additional information regarding customized colors please contact your TR representative. You can have any RAL color you want.

Application Examples

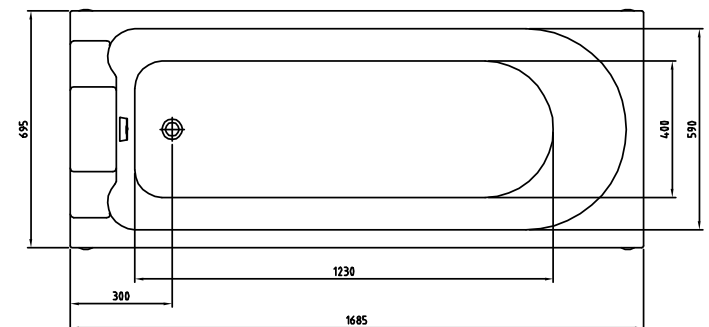
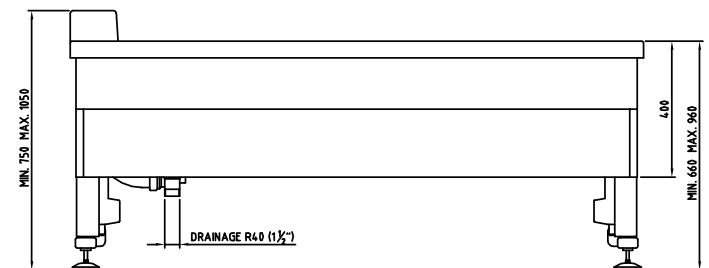
Integrated with the TR 9650 Mobile chairlift the system provides a safe moving and handling for both patient and attendant. During the bathing cycle the client never leaves the comfort and security of the chair.



Specifications

Length	1685 mm (66")
Width	695 mm (27")
Height	660 - 960 mm (26" - 38")
Typical lift speed, no load	16 mm/s
Working Load Limit	150 kg (330 lbs)
Power Supply	230 V, 50 Hz
Options	Can be delivered without thermostat and shower
Overall weight (empty)	approx 70 kg

Dimensions (mm)



Head office

TR Equipment AB, Sweden
Phone: +46 140 38 50 60
info@trequipment.se
www.trequipment.com

Group Subsidiaries

TR Group Inc, US, Phone: +1 (800) 752 6900
TR Equipment Ltd, UK, Phone: +44 (0) 844 335 8386
TRanspoRehaMed GmbH, Germany, Phone: +49 (0) 212 645850-0



TR EQUIPMENT